

The **Labor Market Updates (LMU): National Profile** is an annual publication of the Bureau of Local Employment (BLE) which contains information on the supply and demand in the labor market derived from the PESO Employment Information System "PEIS".



1.1 M JOBSEEKERS



20,470 ESTABLISHMENTS



568,186 VACANCIES

45%

55%



By 55% (624,977), female registrants made up more than half of the total number of registrants in the PEIS compared to the 45% (516,132) male registrants.

The highest number of registrants belonged to age group 20-24 with 35% (396,161), followed by registrants from age group 25-34 with 28% (323,077) and age group 15-19 with 16% (182,845).

579,006 youth



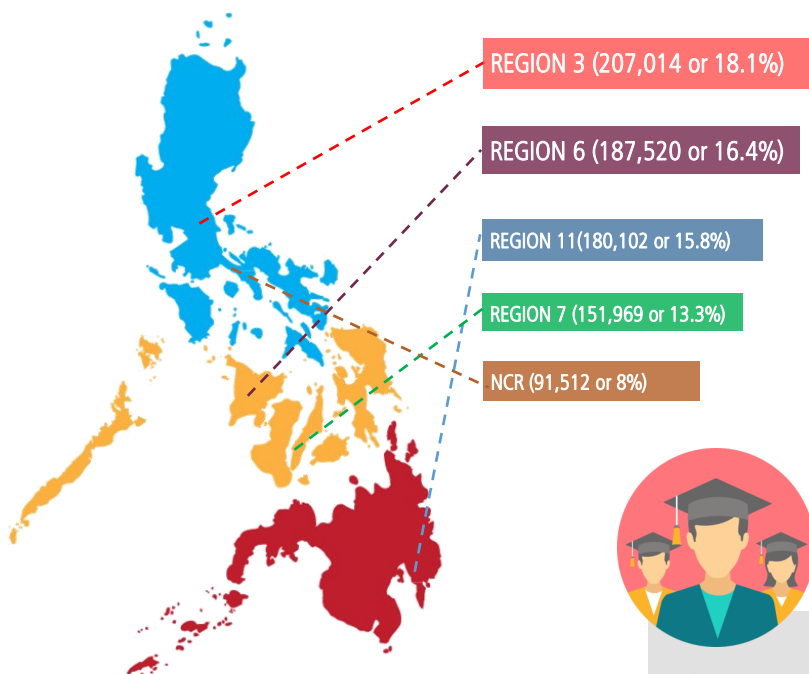
17,088 senior citizens



177 persons with disabilities



## Distribution of Registrants by Region



The other 28.3% was derived from registrants from other regions.


Note: Data generated from PEIS on 26 February 2019

Table 1. Number of Registrants by Educational Attainment

LEVEL	TOTAL
Elementary Level	11,729
Elementary Graduate	29,314
High School Level	113,833
High School Graduate	240,937
Vocational Level	5,495
Vocational Graduate	41,848
College Level	114,148
College Graduate	262,920
Masteral/Post-Graduate Level	602
Masteral/Post-Graduate	1,202
<b>Total</b>	<b>822,028</b>



College graduates accounted to the largest number of registrants with 262,920 (32%) compared to 29.3% (240,937) high school graduates. Majority of female and male registrants were college graduates (35%) and high school graduates (31.1%), respectively.



Majority of the encoded registrants belonged to the **new entrant/fresh graduate** category under the unemployed group (25% or 280,017) followed by **wage-employed** category under the employed group (20% or 233,241).

Table 2. Number of Registrants by Employment Status

TYPE	EMPLOYMENT STATUS	TOTAL
Employed	Wage employed	233,241
	Self-employed	117,011
	<b>TOTAL</b>	<b>350,252</b>
Unemployed	New entrant/fresh graduate	280,017
	Finished contract	139,753
	Resigned	45,882
	Retired	1,797
	Terminated/Laid off (local)	3,904
	Terminated/Laid off (abroad)	1,179
	Others	318,325
	<b>TOTAL</b>	<b>790,857</b>
<b>GRAND TOTAL</b>		<b>1,141,109</b>

Table 3. Top 10 Preferred Occupations

<b>1</b>	Cashier
<b>2</b>	Service Crew
<b>3</b>	Production Worker
<b>4</b>	Sales Clerk
<b>5</b>	Saleslady
<b>6</b>	Office Clerk
<b>7</b>	Data Encoder
<b>8</b>	Production Machine Operator
<b>9</b>	Merchandiser
<b>10</b>	Welder

Table 4. Top 10 Industries

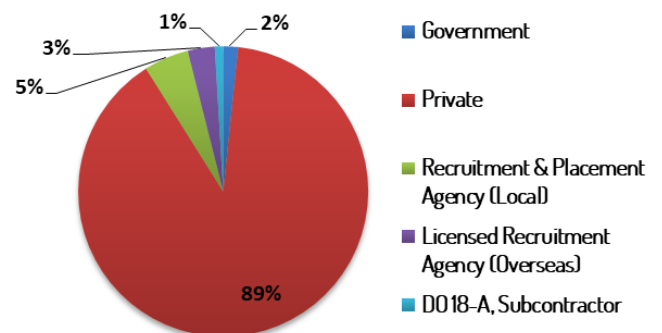
<b>1</b>	Wholesale and Retail Trade
<b>2</b>	Other Community, Social, and Personal Service Activities
<b>3</b>	Hotel and Restaurants
<b>4</b>	Financial Intermediation
<b>5</b>	Real Estate, Renting and Business Activities
<b>6</b>	Construction
<b>7</b>	Manufacturing
<b>8</b>	Transport, Storage, and Communication
<b>9</b>	Electricity, Gas, and Water Supply
<b>10</b>	Health and Social Work

A higher percentage of male registrants preferred **service crew** (6% or 7,702) and **production worker** (3% or 4,383) positions.

On the other hand, most of the female registrants preferred **cashier** (13% or 19,044) and **saleslady** (6% and 9,175) positions.

Majority of employers registered in PEIS are **private** (89% or 18,301).

Figure 1. Percentage Distribution by Employer Type



#### EDITORIAL BOARD

Dir. Dominique Rubia-Tutay  
Gerardo Abordo  
Myka Rose Trono

od\_ble@yahoo.com  
ble.dole.gov.ph  
philjobnet.gov.ph

#### TEXT AND LAYOUT

Lor Alfonso  
Camille Estanislao

528-0087 / 528-0108  
527-2421



Department of Labor and Employment  
**BUREAU OF LOCAL EMPLOYMENT**

