


2017 LABOR MARKET UPDATES

NATIONAL SKILLS PROFILE

The **Labor Market Updates (LMU): National Skills Profile** is an annual publication of the Bureau of Local Employment (BLE) which contains the information on the supply in the labor market derived from the PESO Employment Information System "PEIS" (formerly known as the Skills Registry System "SRS").

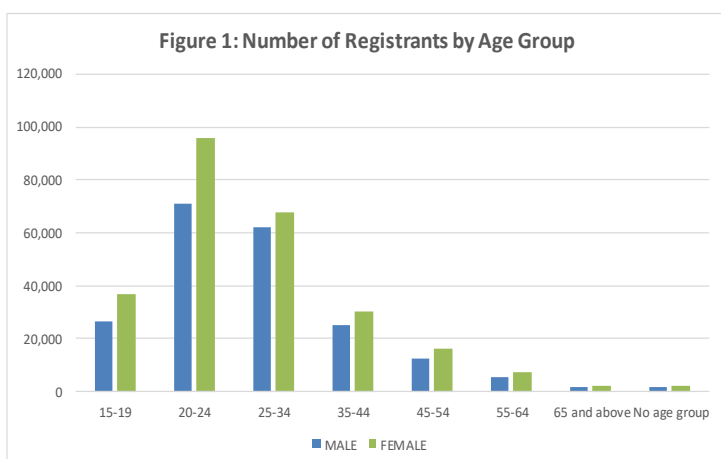
In **2017 464,753** jobseekers from **624 LGUs** were registered.

By Sex



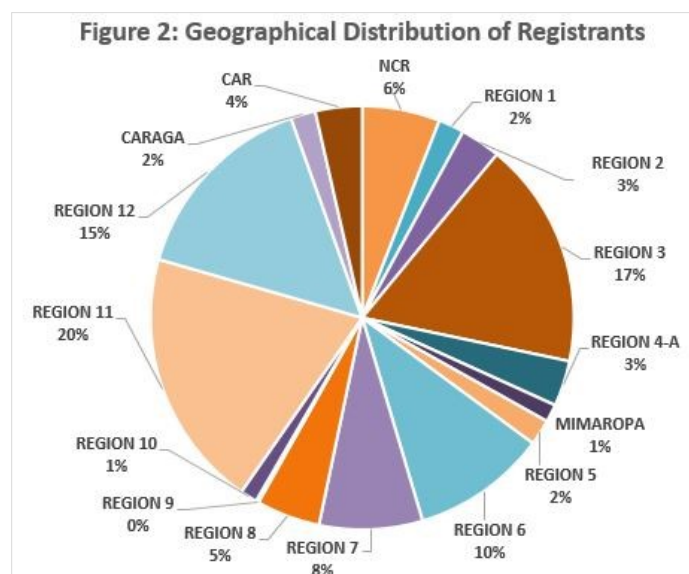
By **56% (258,126)**, female registrants made up more than half of the total number of registrants in the PEIS compared to the **44% (205,627)** male registrants.

By Age Group



The highest number of registrants belonged to the **age group 20-24** with **36% (167,097)**, followed by registrants from **age group 25-34** with **28% (129,821)** and **age group 15-19** with **14% (63,242)**.

By Geographical Location



The largest number of registrants came from **Region 11** with **91,467 (20%)** followed by the **Region 3** with **80,092 (17%)** and **Region 12** with **69,846 (15%)**. **Region 6** had a total number of **47,687 (10%)** and **Region 7** had **36,481 (8%)**. The other 30% accounts to the number of registrants from the other regions.

By Educational Attainment



College graduates account to the largest number of registrants with **122,966 (26%)** compared to **21% (97,327) high school graduates**. There are **59,123 (13%)** registrants who reached college level and **40,483 (9%)** reached high school

Table 1: Number of Registrants by Educational Attainment

LEVEL	MALE	FEMALE	TOTAL
Elementary Graduate	6,892	7,479	14,371
High School Level	18,172	22,311	40,483
High School Graduate	45,122	52,205	97,327
Vocational Level	1,885	1,741	3,626
Vocational Graduate	15,370	12,243	27,613
College Level	24,902	34,221	59,123
College Graduate	46,661	76,305	122,966
Masteral/Post-Graduate Level	137	201	338
Masteral/Post-Graduate	261	422	683
Not Stated	43,710	49,890	93,600
TOTAL	206,955	259,901	466,856

Note: This figure includes Autonomous Region in Muslim Mindanao (ARMM) data

By Status of Employment

Majority of the encoded registrants belonged to the **New Entrant** category under the Unemployed group (28% or 130,264). There is a small number of **employed registrants**, either wage or self-employed (27% or 126,890). On the other hand, **unemployed registrants** accounted to 73% (336,863) of the total number of registrants.

Table 2: Number of Registrants by Employment Status

TYPE	EMPLOYMENT STATUS	TOTAL
Employed	Wage employed	77,240
	Self-employed	49,650
	SUB-TOTAL	126,890
Unemployed	New entrant/fresh graduate	130,264
	Finished contract	71,094
	Resigned	19,870
	Retired	652
	Terminated/Laid off (local)	1,626
	Terminated/Laid off (abroad)	463
	Others	112,894
	SUB-TOTAL	336,863
	GRAND TOTAL	463,753

Note: This figure includes Autonomous Region in Muslim Mindanao (ARMM) data

Top 10 Preferred Jobs

Among the occupations, majority of the registrants preferred **cashier (7% or 11,000)**, **service crew (6% or 8,459)**, and **production worker (4% or 6,396)** positions.

A higher percentage of male registrants preferred **service crew (6% or 4,120)** and **production worker (4% or 2,425)** positions.

On the other hand, most of the female registrants preferred **cashier (12% or 10,197)** and **saleslady (7% and 5,479)** positions.

