




**Gender and Development (GAD) Plan and Budget (GPB)
FY 2020**

Office: BLE
Total GAA of Office:
Total GAD Fund Estimated:

Department: Department of Labor and Employment (DOLE)

| Gender Issue and/or GAD Mandate | Cause of the Gender Issue | GAD Result Statement/ GAD Objective/ | Relevant Agency MFO/PAP | GAD Activity | Output Performance Indicator and Target | Physical Targets | Actual Accomplishments (with sex disaggregation) | Financial Target | Actual Disbursement | Source of Budget | Responsible Unit |
|--|---|--|---|--|--|---|---|---|---|--------------------------|--------------------------|
| Gender gap in labor-force participation rate | Multiple reproductive responsibilities of women; gender discriminatory practices of employers; and sexual harassment in the workplace | Improved employment level and access to employment opportunities, especially among women | OO1: Employability of workers and competitiveness of MSMEs enhanced | Special Program for the Employment of Students | No. of youth beneficiaries (sex disaggregated) | 28,640 | F – 16,791 M – 14,573 Data as of 30 Sept 2020 | 514,252,000.00 | Please note that funds for both SPES and GIP are directly downloaded to regions, therefore, the Bureau has no control on utilization or specific allocation of funds e.g. activities and events. Actual disbursements to be reported upon completion of year-end report | 50% of Program Budget | BLE and Regional Offices |
| | | | | DOLE Government Internship Program | No. of beneficiaries (sex disaggregated) | 10,191 | 10, 154 M - 4,218 F - 5,936 (as of 3rd Qtr) | 523,716,000.00 (473,716,000.00 Comprehensive Release and 50,000,000.00 For Later Release) | | 25% of Program Budget | BLE and Regional Offices |
| Gender gap in labor-force participation rate | Multiple reproductive responsibilities of women; gender discriminatory practices of employers; and sexual harassment in the workplace | Improved employment level and access to employment opportunities, especially among women | Career Guidance Employment Coaching(CGEC) | Activities on Career guidance and employment coaching | No. of individuals reached (sex disaggregated) | Career Guidance Advocacies Conducted -3643 | n/a | 566,001.00 | 125,000 (obligations as of 30 October 2020) | GAA | BLE and Regional Offices |
| | | | | | | Career Guidance Advocacies (Students/Parents covered) - 122.119 | 62.637 (female) 59.482 (male) | | | | |
| | | | | | | Employment Coaching conducted on Job Applicants - 28.789 | n/a | | | | |
| | | | | | | Job Applicants Coached - 290.613 | 135.593 (female) 155.020 (male) | | | | |
| | | | | | | No. of institutions reached | 781 | | | | |
| | | | Public Employment Service (PES) | Monitoring of qualified jobseekers referred for placement | No. of qualified jobseekers referred for placement (sex disaggregated) | 858,735 | 1,413,106 Total; (802,396 Male, 610,710 Female) | 6,008,000.00 | Funds for Regional Quarterly Meetings between ROs and PESOs, and with the PESOMAP, Inc. utilized in the 1st Quarter of 2020. Rest of the budget deferred towards COVID-19 recovery efforts. | BLE and Regional Offices | |
| Labor Market Information (LMI) | Disemination of Information, Education, and Communication materials | No. of GAD-related IECs developed and/or published | | Published and disseminated the following IEC Materials: - JobsFit COVID-19 LMI Report - 123 Updated Career Information Pamphlets (CIPs) - Labor Market Trends - Labor Market Profile | N/A | 806,500.00 | | BLE and Regional Offices | | | |

| Gender Issue and/or GAD Mandate | Cause of the Gender Issue | GAD Result Statement/ GAD Objective/ | Relevant Agency MFO/PAP | GAD Activity | Output Performance Indicator and Target | Physical Targets | Actual Accomplishments (with sex disaggregation) | Financial Target | Actual Disbursement | Source of Budget | Responsible Unit |
|---|--|--|---|---|--|---|--|------------------|---------------------|------------------|------------------|
| Limited access to social protection and productive resources among vulnerable workers | Exposure to exploitative working conditions, including low wages, violation of workers' rights, hazardous working environment, and lack of social protection | Increased access of vulnerable workers to social protection and productive resources | OO3: Social Protection for vulnerable workers strengthened | Covid-19 Adjustment Measures Program (CAMP) | No. of beneficiaries (sex disaggregated) | Demand driven | Total beneficiaries: 658,886 Male: 372,030 (56%) Female: 260,192 (40%) Not Indicated: 26,664 (4%) | 3,286,005,000.00 | 3,311,152,979.70 | GAA | BLE and ROs |
| Prepared by: | | | Reviewed by: | | | Noted by: | | | Date: | | |
|  | | |  | | |  | | | | | |
| JOHN CHRISTOPHER LAPIZ GAD Focal Person | | | GRACE BALDOZA GAD Adviser | | | DOMINIQUE RUBIA-TUTAY Assistant Secretary and Concurrent Director IV | | | 06 January 2020 | | |